

# 2010 Redwood Regional IDPA Classic

## Preliminary Results


May 22, 2010

All Shooters

CDP Champion: Pat Chapman CDP - Expert 249.63 (60)  
 ESP Champion: Steve Cachia ESP - Master 190.34 (31)  
 SSP Champion: Allen Lowe SSP - Master 171.95 (50)  
 ESR Champion: Ken Dexter ESR - Expert 246.24 (56)  
 SSR Champion: E.W. Davies SSR - Expert 248.04 (46)

High Senior: Don Miller SSP - Sharpshooter 228.37 (65)  
 High Lady: Nina Johnson-Asbury SSP - Marksman 281.96 (74)  
 High Law Enforcement: Don Miller SSP - Sharpshooter 228.37 (65)  
 High Military Veteran: Steve Cachia ESP - Master 190.34 (31)  
 High Distinguished Senior: Dave Antonini ESP - Expert 230.96 (43)  
 Most Accurate: Charlie Bates ESR - Sharpshooter 276.29 (21)

	Match Score	--Penalties--				Stage 1	Stage 2	Stage 3	Stage 4	Stage 5	Stage 6	Stage 7	Stage 8	Stage 9	Stage 10
		PD	NT	PE	FN										
<b>CDP - Expert</b>															
DC Chapman, Pat	<b>249.63</b>	60	0	1	1	31.89(10)	30.13(15)	24.45(10)	31.83(0)	15.73(2)	24.85(3)	28.31(2)	25.22(10)	15.93(5)	21.29(3)
<b>CDP - Sharpshooter</b>															
1 Bowman, Mike	<b>254.79</b>	38	0	0	0	32.88(2)	19.93(6)	24.95(4)	37.19(10)	16.16(1)	26.59(2)	27.96(3)	22.37(1)	18.18(6)	28.58(3)
2 Osbourn, Phil	<b>273.75</b>	46	0	0	0	32.99(7)	22.47(8)	25.42(5)	41.88(2)	16.76(1)	27.75(1)	31.01(4)	27.58(4)	17.63(3)	30.26(11)
3 Scocca, Tom	<b>306.14</b>	87	0	1	0	38.53(10)	32.18(10)	26.37(12)	42.99(6)	29.85(15)	29.64(2)	28.21(2)	25.89(2)	22.64(9)	29.84(19)
<b>CDP - Marksman</b>															
1 Ball, Clayton C.	<b>295.15</b>	62	0	2	1	33.74(3)	24.89(15)	25.48(2)	42.31(12)	20.25(2)	26.05(5)	27.51(2)	28.56(5)	30.46(4)	35.90(12)
2 Knapp, Sam	<b>323.77</b>	54	0	3	0	43.10(21)	23.54(6)	29.99(3)	42.09(3)	24.66(12)	35.70(2)	32.79(1)	44.42(2)	19.15(2)	28.33(2)
3 Lari, Louis	<b>325.08</b>	43	0	1	0	37.47(6)	24.79(7)	31.83(3)	54.24(2)	21.87(1)	33.97(4)	41.70(2)	27.81(2)	22.71(7)	28.69(9)
4 Barr, Don	<b>372.48</b>	59	0	0	1	38.54(1)	26.66(6)	36.35(5)	48.21(1)	25.56(10)	37.00(1)	37.50(1)	45.47(13)	26.22(6)	50.97(15)
Freyslaben, Tom	<b>DQ</b>														
<b>CDP - Novice</b>															
1 Gorospe, Doris	<b>478.14</b>	97	1	0	1	58.61(5)	36.63(9)	42.47(11)	58.79(7)	34.41(3)	38.12(4)	50.07(2)	49.78(11)	53.67(22)	55.59(23)
<b>ESP - Master</b>															
DC Cachia, Steve	<b>190.34</b>	31	0	1	0	24.54(5)	16.88(2)	19.59(7)	27.14(2)	13.61(2)	17.53(3)	<b>19.25(2)</b>	19.29(1)	<b>13.47(1)</b>	19.04(6)
<b>ESP - Expert</b>															
1 Beltran, Joshua	<b>213.31</b>	57	1	0	0	27.48(4)	17.58(7)	17.97(2)	31.62(11)	19.56(7)	19.34(3)	19.39(5)	19.35(1)	17.33(9)	23.69(8)
2 Antonini, Dave	<b>230.96</b>	43	1	1	1	23.92(1)	17.44(9)	19.63(2)	34.42(9)	13.43(1)	27.11(5)	23.50(2)	31.04(2)	17.52(6)	22.95(6)




# 2010 Redwood Regional IDPA Classic

## May 22, 2010

### Preliminary Results

All Shooters

	Match Score	--Penalties--				Stage 1	Stage 2	Stage 3	Stage 4	Stage 5	Stage 6	Stage 7	Stage 8	Stage 9	Stage 10
		PD	NT	PE	FN										
<b>ESP - Sharpshooter</b>															
1 Barr, Mark*	<b>211.64</b>	23	0	1	0	27.47 (1)	16.67 (2)	18.27 (3)	31.22 (5)	12.86 (0)	17.30 (3)	23.50 (1)	21.58 (0)	13.96 (2)	28.81 (6)
2 Allen, John	<b>236.55</b>	91	1	0	1	27.38 (10)	18.58 (8)	22.89 (8)	32.18 (7)	17.46 (5)	17.67 (9)	23.07 (7)	26.83 (12)	24.42 (13)	26.07 (12)
3 Brady, Shaun*	<b>267.55</b>	54	0	3	0	37.90 (1)	17.64 (8)	32.57 (3)	33.01 (3)	20.58 (8)	21.16 (1)	42.12 (13)	22.65 (3)	15.13 (7)	24.79 (7)
4 Schinsing, Gary	<b>278.88</b>	54	0	1	2	37.68 (6)	25.97 (6)	23.83 (4)	42.09 (14)	18.13 (3)	20.57 (1)	35.03 (14)	28.97 (1)	20.89 (3)	25.72 (2)
5 Wescott, Bob	<b>282.91</b>	81	0	2	2	36.16 (6)	25.71 (7)	23.60 (6)	44.93 (17)	21.64 (3)	21.20 (3)	22.07 (4)	28.30 (5)	29.68 (17)	29.62 (13)
<b>ESP - Marksman</b>															
1 Hetler, Bryce	<b>280.40</b>	60	0	0	0	36.25 (2)	26.99 (9)	26.50 (10)	32.82 (3)	21.68 (5)	25.61 (3)	25.19 (0)	24.70 (0)	25.94 (12)	34.72 (16)
2 Brady, Shannon*	<b>361.97</b>	83	1	1	2	60.23 (12)	27.47 (10)	26.63 (2)	53.32 (16)	22.47 (5)	30.01 (17)	40.07 (8)	38.85 (7)	27.08 (2)	35.84 (4)
<b>SSP - Master</b>															
DC Lowe, Allen	<b>171.95</b>	50	0	0	1	<b>21.37(4)</b>	<b>16.55(2)</b>	17.93 (6)	<b>18.72(1)</b>	<b>10.92(1)</b>	16.40 (11)	24.55 (11)	<b>15.42(3)</b>	13.67 (8)	<b>16.42(3)</b>
<b>SSP - Expert</b>															
1 Lopez, Javier	<b>204.50</b>	48	1	0	0	26.06 (4)	18.46 (3)	<b>15.74(1)</b>	27.89 (7)	13.09 (1)	<b>15.98(5)</b>	26.06 (6)	24.46 (9)	14.58 (6)	22.18 (6)
<b>SSP - Sharpshooter</b>															
1 Barvitz, Andy	<b>225.84</b>	45	1	0	0	28.56 (8)	21.80 (11)	18.59 (2)	28.06 (3)	16.33 (4)	19.49 (3)	30.21 (3)	22.34 (2)	16.94 (5)	23.52 (4)
2 Miller, Don	<b>228.37</b>	65	0	0	1	27.37 (7)	19.76 (6)	18.44 (4)	26.60 (3)	15.51 (2)	17.62 (4)	34.30 (17)	23.28 (5)	18.14 (7)	27.35 (10)
3 Hand, Charles	<b>251.10</b>	44	0	0	0	32.66 (2)	25.80 (6)	22.65 (3)	29.24 (3)	15.95 (2)	22.78 (2)	27.62 (1)	26.78 (3)	20.75 (12)	26.87 (10)
4 Bilyeu, Brian	<b>254.35</b>	30	0	1	0	39.88 (6)	22.70 (5)	22.99 (3)	34.15 (4)	16.88 (0)	18.98 (2)	27.18 (2)	28.85 (2)	19.70 (1)	23.04 (5)
5 Ceriani, Vince	<b>257.65</b>	71	1	0	1	39.42 (11)	24.03 (12)	22.96 (4)	32.01 (3)	16.08 (0)	21.95 (10)	22.05 (6)	31.74 (4)	19.20 (8)	28.21 (13)
6 Tippet, Jade	<b>274.93</b>	55	1	1	0	52.46 (8)	23.73 (2)	20.47 (2)	34.41 (3)	17.62 (5)	16.96 (4)	34.18 (1)	28.83 (8)	22.04 (16)	24.23 (6)
7 Rodriguez (Ryder), Allision (	<b>296.08</b>	74	1	1	2	39.59 (9)	19.92 (8)	20.97 (4)	40.70 (13)	34.35 (16)	22.50 (7)	29.35 (3)	26.98 (2)	22.21 (6)	39.51 (6)




# 2010 Redwood Regional IDPA Classic

## Preliminary Results

May 22, 2010

All Shooters

	Match Score	--Penalties--				Stage 1	Stage 2	Stage 3	Stage 4	Stage 5	Stage 6	Stage 7	Stage 8	Stage 9	Stage 10	
		PD	NT	PE	FN											
<b>SSP - Marksman</b>																
1	Gorospa, Ramon	<b>265.98</b>	53	0	0	0	31.47 (2)	26.07 (9)	22.53 (4)	33.00 (4)	25.13 (9)	19.97 (1)	28.82 (3)	31.96 (2)	20.61 (13)	26.42 (6)
2	Meaker, Mike	<b>266.82</b>	28	0	0	0	31.85 (0)	20.96 (3)	24.92 (5)	32.13 (5)	19.11 (0)	23.12 (5)	24.58 (0)	31.05 (3)	21.11 (5)	37.99 (2)
3	Johnson-Asbury, Nina	<b>281.96</b>	74	0	0	1	37.11 (15)	25.84 (9)	22.80 (2)	35.53 (7)	21.20 (10)	28.35 (0)	29.39 (0)	26.81 (7)	20.31 (4)	34.62 (20)
4	Smith, Marc	<b>288.30</b>	73	1	1	1	39.29 (19)	22.80 (5)	44.54 (6)	40.40 (19)	16.04 (3)	18.73 (6)	24.45 (5)	33.57 (3)	23.52 (0)	24.96 (7)
5	Tucker, Cindy	<b>290.87</b>	76	0	1	1	40.03 (9)	23.10 (6)	24.24 (1)	32.65 (6)	20.79 (7)	28.48 (7)	45.64 (13)	26.14 (4)	18.84 (3)	30.96 (20)
6	Jacquez, Chris	<b>309.16</b>	71	0	0	1	35.72 (3)	41.62 (22)	28.92 (8)	41.27 (3)	21.46 (2)	29.39 (7)	36.78 (3)	28.03 (10)	16.54 (6)	29.43 (7)
7	Oliveria, Steve	<b>309.25</b>	74	0	1	1	38.10 (1)	22.26 (3)	34.14 (13)	38.25 (7)	19.86 (11)	27.02 (6)	32.32 (3)	36.92 (11)	25.31 (10)	35.07 (9)
8	Wagner, Ingo	<b>312.44</b>	69	0	3	1	31.84 (3)	23.99 (2)	28.55 (8)	38.21 (3)	19.58 (2)	24.67 (5)	32.27 (4)	38.47 (8)	19.70 (3)	55.16 (31)
9	Perry, Norm	<b>316.09</b>	78	0	1	2	36.18 (9)	33.24 (17)	36.38 (6)	40.70 (11)	21.56 (1)	24.35 (3)	49.80 (19)	25.28 (3)	20.38 (6)	28.22 (3)
10	Snyder, Bill	<b>331.67</b>	65	0	2	2	50.60 (14)	26.43 (7)	29.99 (3)	42.45 (4)	24.80 (5)	28.65 (12)	32.37 (0)	30.68 (1)	33.13 (17)	32.57 (2)
11	Macaston, Sherman	<b>334.36</b>	34	1	1	0	35.97 (4)	32.20 (4)	42.62 (0)	36.27 (2)	22.36 (0)	34.98 (0)	24.43 (10)	43.76 (0)	21.89 (8)	39.88 (6)
12	Sawicki, Myron	<b>380.51</b>	66	0	0	2	42.09 (3)	33.73 (13)	33.25 (2)	64.57 (24)	27.30 (2)	30.23 (0)	43.42 (1)	40.07 (1)	29.29 (9)	36.56 (11)
<b>SSP - Novice</b>																
1	Winkle, Jack	<b>368.73</b>	63	0	3	0	52.21 (5)	46.13 (7)	34.29 (3)	37.52 (12)	20.93 (4)	30.31 (5)	52.37 (6)	34.18 (2)	27.31 (6)	33.48 (13)
2	Asbury, Susan	<b>385.62</b>	83	1	3	2	52.30 (10)	37.19 (16)	35.79 (2)	42.53 (3)	24.89 (7)	29.00 (0)	50.19 (13)	38.08 (7)	26.23 (6)	49.42 (19)
<b>SSP - Unclassified</b>																
1	Smith, Kathy	<b>641.42</b>	286	1	5	9	91.89 (30)	67.39 (22)	46.89 (25)	72.71 (23)	31.75 (16)	37.80 (33)	88.53 (35)	50.04 (17)	91.59 (41)	62.83 (44)
<b>ESR - Expert</b>																
DC	Dexter, Ken	<b>246.24</b>	56	2	0	0	25.71 (5)	21.16 (5)	17.79 (5)	32.77 (6)	20.74 (3)	20.58 (1)	40.78 (12)	23.74 (8)	19.55 (4)	23.42 (7)
1	Sharp, Robert	<b>281.71</b>	65	2	0	0	31.61 (12)	27.98 (13)	20.28 (2)	38.00 (9)	29.51 (8)	29.67 (5)	32.42 (3)	27.06 (3)	22.52 (6)	22.66 (4)
<b>ESR - Sharpshooter</b>																
1	Bates, Charlie	<b>276.29</b>	21	0	0	0	38.90 (0)	24.79 (6)	20.20 (0)	38.44 (2)	20.91 (2)	26.19 (2)	34.40 (1)	23.51 (0)	23.43 (3)	25.52 (5)
<b>SSR - Expert</b>																
DC	Davies, E.W.	<b>248.04</b>	46	0	1	0	32.80 (9)	27.05 (8)	16.99 (3)	36.44 (5)	19.36 (2)	20.62 (2)	24.70 (5)	22.55 (2)	22.25 (5)	25.28 (5)
<b>SSR - Sharpshooter</b>																
1	Faulkner, Jay	<b>272.05</b>	50	0	3	0	30.91 (2)	24.37 (0)	24.30 (8)	42.83 (6)	21.35 (5)	23.55 (2)	33.34 (6)	22.80 (4)	26.00 (9)	22.60 (8)
<b>SSR - Marksman</b>																
1	Whetstone, Dick	<b>434.41</b>	96	1	0	0	43.80 (9)	53.54 (12)	32.60 (12)	45.87 (6)	30.74 (3)	34.94 (7)	83.26 (8)	36.02 (8)	33.07 (12)	40.57 (19)



## 2010 Redwood Regional IDPA Classic

### Preliminary Results

May 22, 2010

All Shooters

---

#### **Total Match Penalties:**

Target Points Down (PD) - 3,144

Hits on Non-Threats (NT) - 20

Procedural Errors (PE) - 48

Failures to Neutralize (FN) - 40

---

#### **Key to Penalties:**

**PD** = Target Points Down. Each point down adds 1/2 second to your score.

**NT** = Hit on Non Threat target. Each HNT adds 5 seconds to your score.

**PE** = Procedural Error. Each adds 3 seconds to your score.

**FN** = Failure to Neutralize (no hits in the 0 or -1 zone) Each adds 5 seconds to your score.

---

#### **Key to Abbreviations:**

**CDP** = **Custom Defensive Pistol**, such as 1911. Must be .45 ACP with maximum magazine load of 8 rounds

**ESP** = **Enhanced Service Pistol**, single action or SA/DA such as H&K P7 or CZ-75 or Springfield XD

**SSP** = **Stock Service Pistol**, double action or 'Safe Action' such as Glock or SIG

**ESR** = **Enhanced Service Revolver**, rimmed or rimless ammo, full moon clip, power factor of 165,000

**SSR** = **Stock Service Revolver**, rimmed case ammo, no full moon clips

**DQ** = **Disqualified**